


Designed for Insta360 X5 Satin White Limited Edition to help prevent flare during underwater shooting.

搭配影石Insta360 X5 皓月白限量版使用,以防止水下拍摄出现的炫光问题。

Before Installation 安装前须知

The side marked "This side down" is the back. When installing, the front should face outward, and the text should not be visible.

印有"This side down"面为背面,安装时需要将正面朝外,字不可见。



Install cover A on the touchscreen side with "This side down" facing the camera.

将遮光片背面Ⓐ(印有"This side down"面),朝向相机屏幕侧的镜头。



Install cover B on the logo side with "This side down" facing the camera.

将遮光片背面Ⓑ(印有"This side down"面),朝向相机非屏幕侧的镜头。




How to Install 安装遮光片

Both covers are installed in the same way. Ensure each one is placed on the correct lens.

Ⓐ和Ⓑ遮光片安装方法相同。


Align the corresponding cover with the lens as shown below.

将遮光片以图示角度卡入镜头。



Rotate the cover clockwise. When the cover is level with the top of the camera, installation is complete.

顺时针旋转遮光片,遮光片与机身上方平行,即完成安装。



Place the camera with the covers into the Invisible Dive Case Pro. Make sure the covers lie flat inside the case.

安装遮光片的相机放入高级全隐形潜水壳时,请确保遮光片与潜水壳内平齐。